

**TECHNICAL MANUAL**

**DIRECT SUPPORT AND GENERAL SUPPORT MAINTENANCE**

**REPAIR PARTS AND SPECIAL TOOLS LISTS**

**(INCLUDING DEPOT MAINTENANCE REPAIR PARTS AND SPECIAL TOOLS)**

**FOR**

**CONTROL, RADIO SET C-6118/FRC 93  
(NSN 5820-00-082-4082)**

---

**HEADQUARTERS, DEPARTMENT OF THE ARMY**  
**28 MAY 1980**

TECHNICAL MANUAL }  
NO. 11-5820-554-34P-2 }

HEADQUARTERS  
DEPARTMENT OF THE ARMY  
WASHINGTON, DC, 28 May 1980

**DIRECT SUPPORT AND GENERAL SUPPORT MAINTENANCE  
REPAIR PARTS AND SPECIAL TOOLS LISTS  
(INCLUDING DEPOT MAINTENANCE REPAIR PARTS AND SPECIAL TOOLS)  
FOR  
CONTROL, RADIO SET C-6118/FRC-93  
(NSN 5820-00-082-4082)**

*Current as of 26 October 1979*

**REPORTING ERRORS AND RECOMMENDING IMPROVEMENTS**

**You can help improve this manual. If you find any mistakes or if you know of a way to improve the procedures, please let us know. Mail your letter, DA Form 2028 (Recommended Changes to Publications and Blank Forms), or DA Form 2028-2 located in back of this manual direct to Commander, US Army Communications and Electronics Materiel Readiness Command, ATTN: DRSEL-ME-MQ, Fort Monmouth, NJ 07703.**

**In either case, a reply will be furnished direct to you.**

**Table of Contents**

SECTION		Page	Illus. Figure
	I. Introduction.....	1	
	II. Repair Parts List .....	5	
GROUP	00 Control, Radio Set C-6118/FRC-93.....	5	1
SECTION	III. Special Tools List ( Not applicable)		
	IV. National Stock Number and Part Number Index .....	10	

\* This manual together with TM 11-5820-554-20P-2, 14 May 1980, supersedes TM 11-5820-530-24P, 29 June 1973.

## SECTION I INTRODUCTION

---

### 1. Scope

This manual lists spares and repair parts; special tools; special test, measurement, and diagnostic equipment (TMDE), and other special support equipment required for performance of direct support, and general support maintenance of the C-6118/FRC-93. It authorizes the requisitioning and issue of spares and repair parts as indicated by the source and maintenance codes.

### 2. General

This Repair Parts and Special Tools List is divided into the following sections:

*a. Section II. Repair Parts List.* A list of spares and repair parts authorized for use in the performance of maintenance. The list also includes parts which must be removed for replacement of the authorized parts. Parts lists are composed of functional groups in numeric sequence, with the parts in each group listed in figure and item number sequence.

*b. Section III. Special Tools List.* Not applicable.

*c. Section IV. National Stock Number and Part Number Index.* A list, in National item identification number (NIIN) sequence, of all National stock numbers (NSN) appearing in the listings, followed by a list, in alphameric sequence, of all part numbers appearing in the listings. National stock numbers and part numbers are cross-referenced to each illustration figure and item number appearance.

### 3. Explanation of Columns

*a. Illustration* This column is divided as follows:

(1) *Figure number.* Indicates the figure number of the illustration on which the item is shown.

(2) *Item number.* The number used to identify item called out in the illustration.

*b. Source, Maintenance, and Recoverability (SMR) Codes.*

(1) *Source code.* Source codes indicate the manner of acquiring support items for maintenance, repair, or overhaul of end items. Source codes are

entered in the first and second positions of the Uniform SMR Code format as follows:

<i>Code</i>	<i>Definition</i>
PA	Item procured and stocked for anticipated or known usage.
AF	Item to be assembled at direct support maintenance level.
XD	A support item that is not stocked. When required, item will be procured through normal supply channels.

#### NOTE

Cannibalization or salvage may be used as a source of supply for any items source coded above except those coded XA and aircraft support items as restricted by AR 700-2.

(2) *Maintenance code.* Maintenance codes are assigned to indicate the levels of maintenance authorized to USE and REPAIR support items. The maintenance codes are entered in the third and fourth positions of the Uniform SMR Code format as follows:

(a) position will indicate the lowest maintenance level authorized to remove, replace, and use the support item. The maintenance code entered in the third position will indicate one of the following levels of maintenance:

<i>Code</i>	<i>Application/Explanation</i>
O	Support item is removed, replaced, used at the organizational level.
F	Support item is removed, replaced, used at the direct support level.

(b) The maintenance code entered in the fourth position indicates whether the item is to be repaired and identifies the lowest maintenance level with the capability to perform complete repair (i.e., all authorized maintenance functions). This position will contain one of the following maintenance codes:

## TM 11-5820-554-34P-2

Code	Application/Explanation
F	The lowest maintenance level capable of complete repair of the support item is the direct support level.
Z	Nonrepairable. No repair is authorized.

(3) *Recoverability code.* Recoverability codes are assigned to support items to indicate the disposition action on unserviceable items. The recoverability code is entered in the fifth position of the Uniform SMR Code format as follows:

Recoverability codes	Definition
Z	Nonrepairable item When unserviceable, condemn and dispose at the level indicated in position 8.
F	Reparable item. When uneconomically reparable, condemn and dispose at the direct support level.
D	Reparable item. When beyond lower level repair capability, return to depot. Condemnation and disposal not authorized below depot level.

*c. National Stock Number.* Indicates the National stock number assigned to the item and will be used for requisitioning purposes.

*d. Part Number.* Indicates the primary number used by the manufacturer (individual, company, firm, corporation, or Government activity), which controls the design and characteristics of the item by means of its engineering: drawings, specifications, standards, and inspection requirements: to identify an item or range of items

### NOTE

When a stock numbered item is requisitioned, the repair part received may have a different part number than the part being replaced.

*e. Federal Supply Code for Manufacturer (FSCM).* The FSCM is a 5-Digit numeric code listed in SB 708 42 which is used to identify the manufacturer, distributor, or Government agency, etc..

*f. Description.* Indicates the Federal item name and, if required, a minimum description to identify the item.

*g. Unit of Measure (D/M).* Indicates the standard of the basic quantity of the listed item as used in performing the actual maintenance function. This measure is expressed by a two-character alphabetical abbreviation (e.g., ea; in, pr, etc). When the unit of measure differs from the unit of issue, the lowest unit

of issue that will satisfy the required units of measure will be requisitioned.

*h. Quantity Incorporated in Unit.* Indicates the quantity of the item used in the breakout shown on the illustration figure, which is prepared for a functional group, subfunctional group, or an assembly.

## 4. Special Information

*a.* Detailed assembly instructions for items source coded to be assembled are found in TM 11-5820-530-15. Assembly components are listed immediately following the item to be assembled.

*b.* The following publications pertain to the 6118/FRC-93 and its components:

TM 11-5820-530-15, Controls, Radio Set C -6118/  
FRC-93 and C-7515/FRC-93

TM 11-5820-554-12, Radio Set AN/FRC-93

TM 11-5820-554-20P-2 Control, Radio Set C6118/FR-  
93.

## 5. How to Locate Repair Parts

*a.* When National stock number or part number is unknown.

(1) *First.* Using the table of contents, determine the functional group within which the item belongs This is necessary since illustrations are prepared for functional groups and listing are divided into the same groups

(2) *Second.* Find the illustration covering the functional group to which the item belongs.

(3) *Third* Identify the item on the illustration and note the illustration figure and item number of the item.

(4) *Fourth.* Using the Repair Parts Listing, find the figure and item number noted on the illustration.

*b.* When National stock number or part number is known.

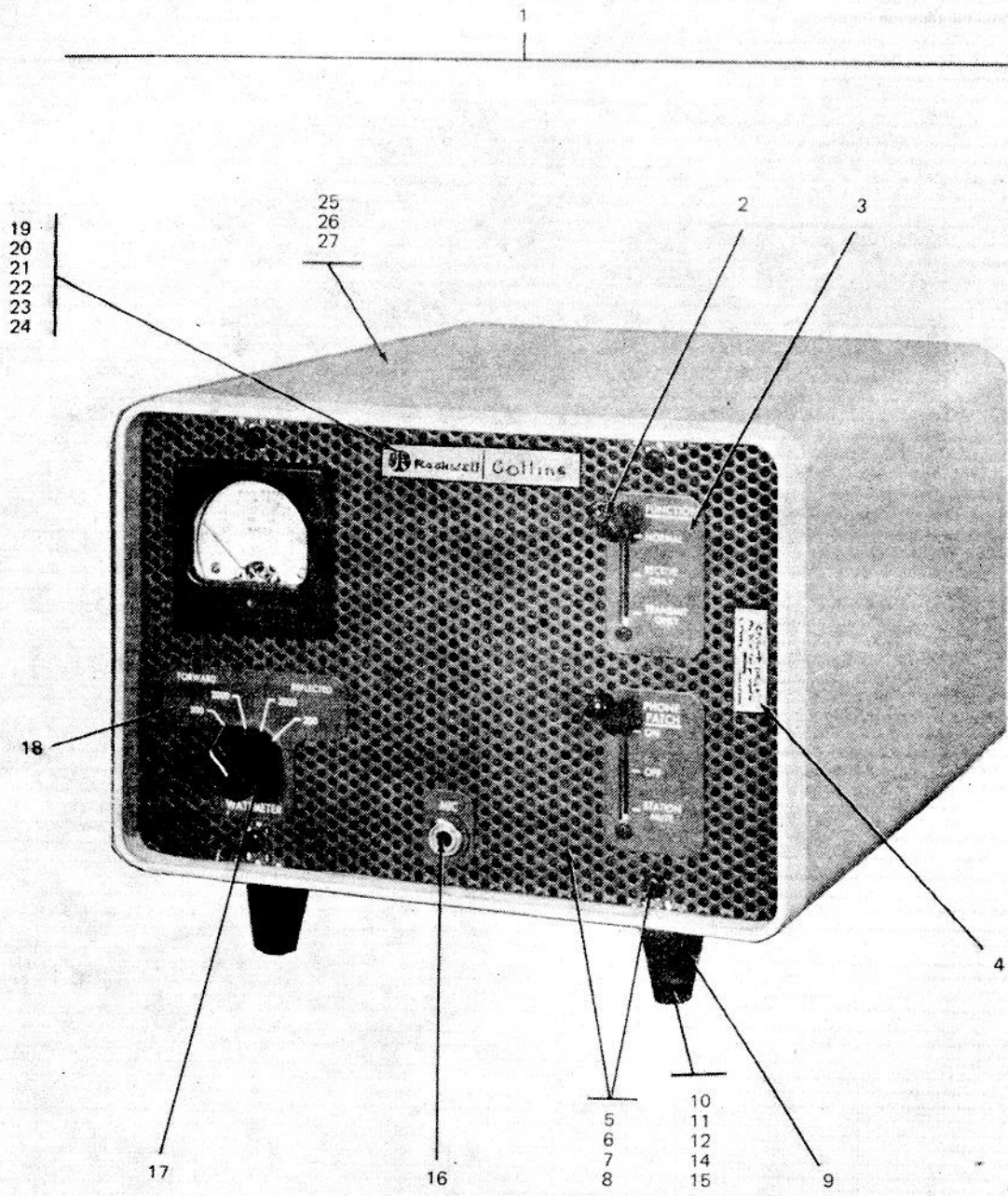
(1) *First.* Using the Index of National Stock Numbers 'and Part Numbers, find the pertinent National stock number or part number. This index is in NIIN sequence followed by a list of part numbers in alphameric sequence, cross-referenced to the illustration figure number and item number.

(2) *Second.* After finding the figure and item number, locate the figure end 'item number in the repair parts list.

## 6. Abbreviations

Not applicable.

**(Next printed page is 4.1)**



STATION CONTROL C-6118/FRC-93

EL6MP001

Figure 1. Control, Radio Set C-6118/FRC-93 (Sheet 1 of 6)

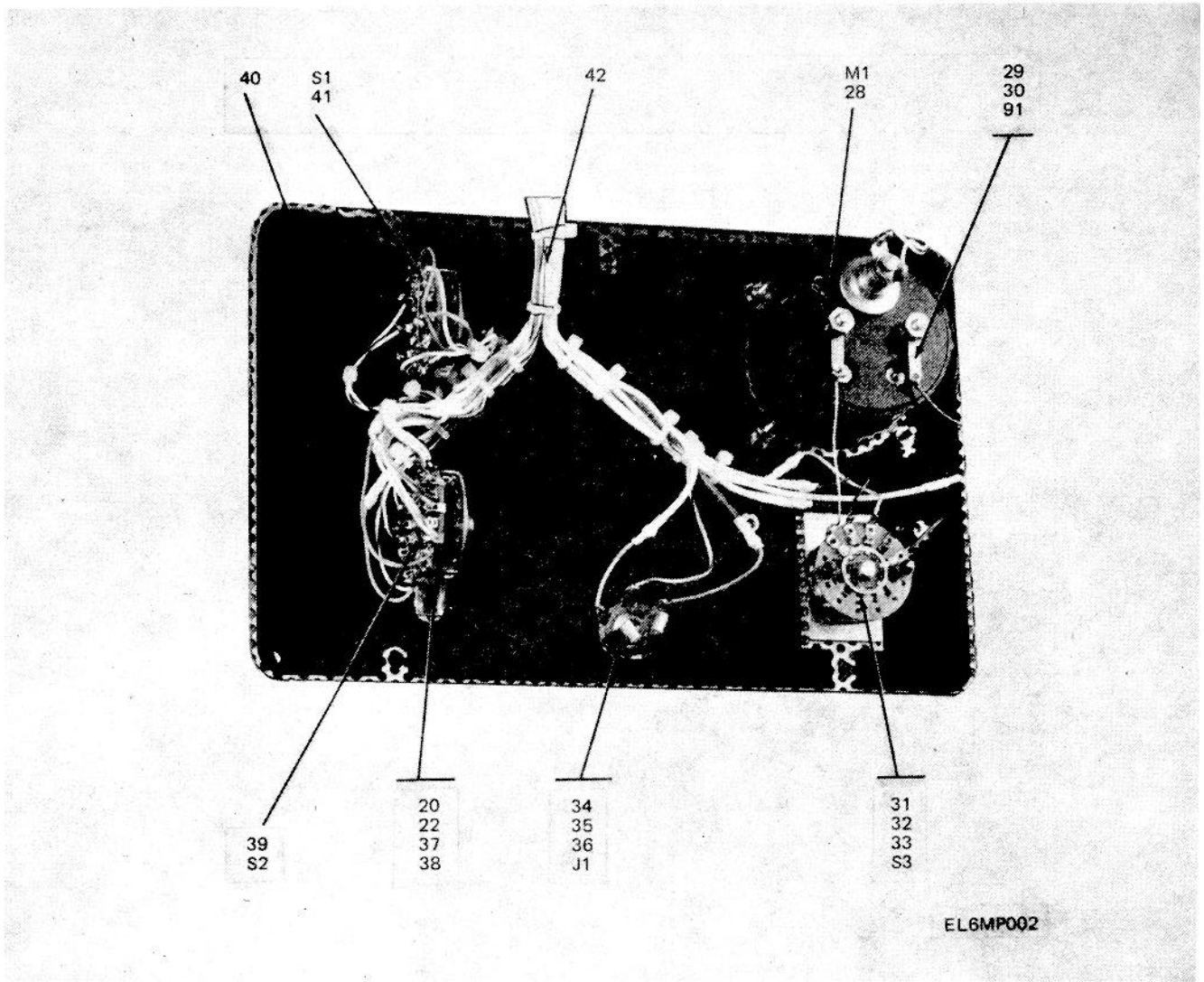
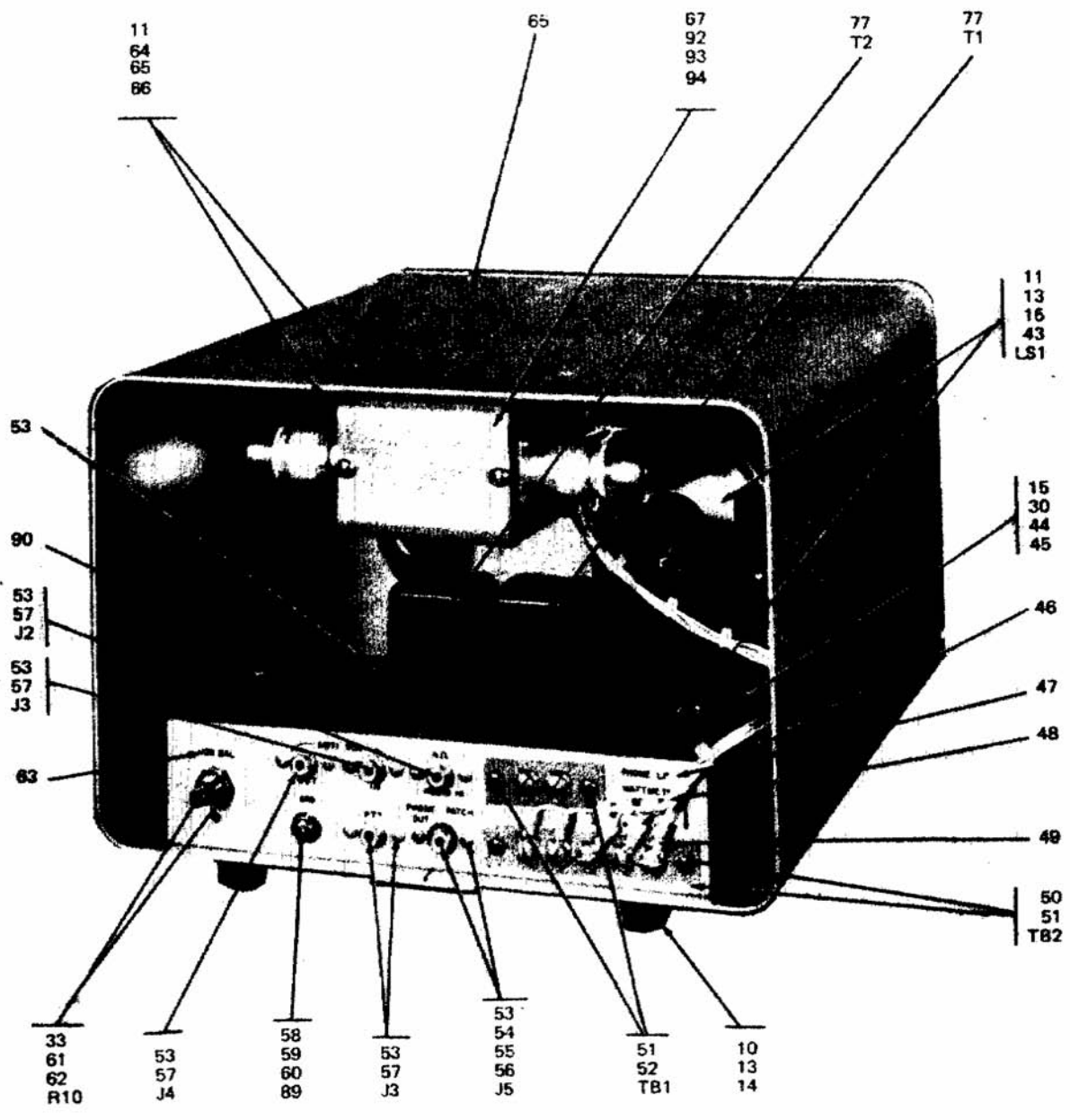


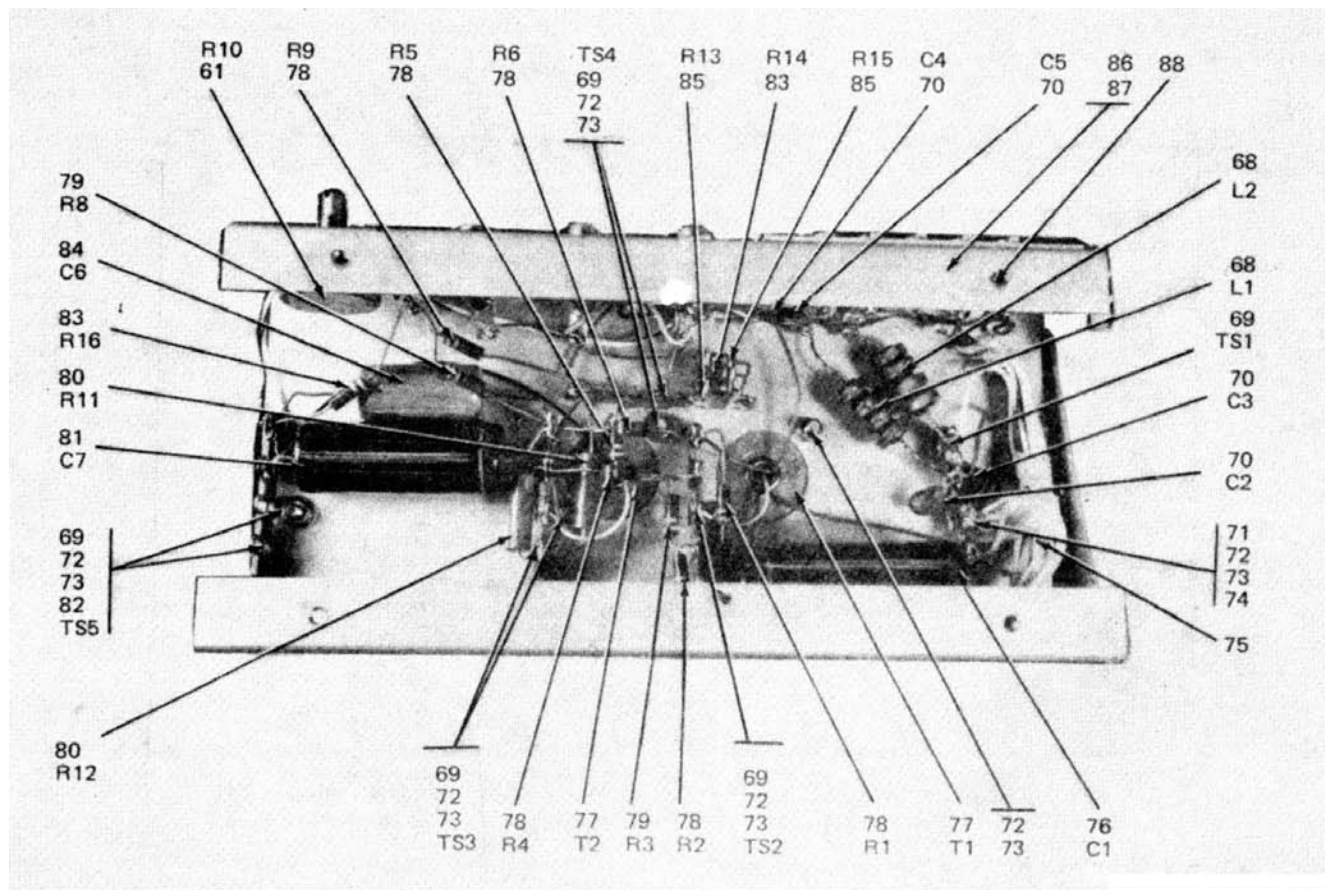
Figure 1. Control, Radio Set C 6118/FRC-93 (Sheet 2 of 6).



EL6MP003

Figure 1. Control, Radio Set C-6118/FRC-93 (Sheet 3 of 6).





EL6MP004

Figure 1. Control, Radio Set C-6118/FRC-95 (Sheet 4 of 6).

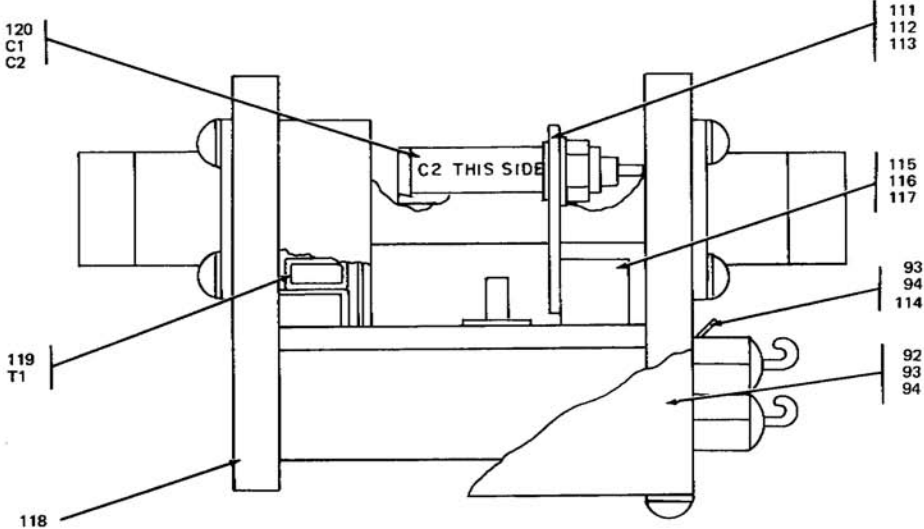
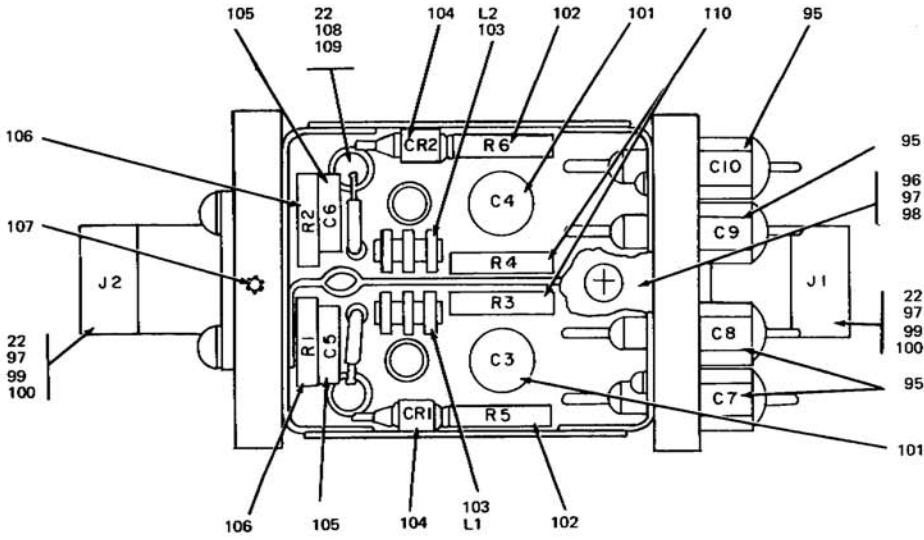


FIGURE 1 (SHEET 5 OF 6)

EL6MP005

Figure 1. Control, Radio Set C-6118/FRC--93 (Sheet 5 of 6).

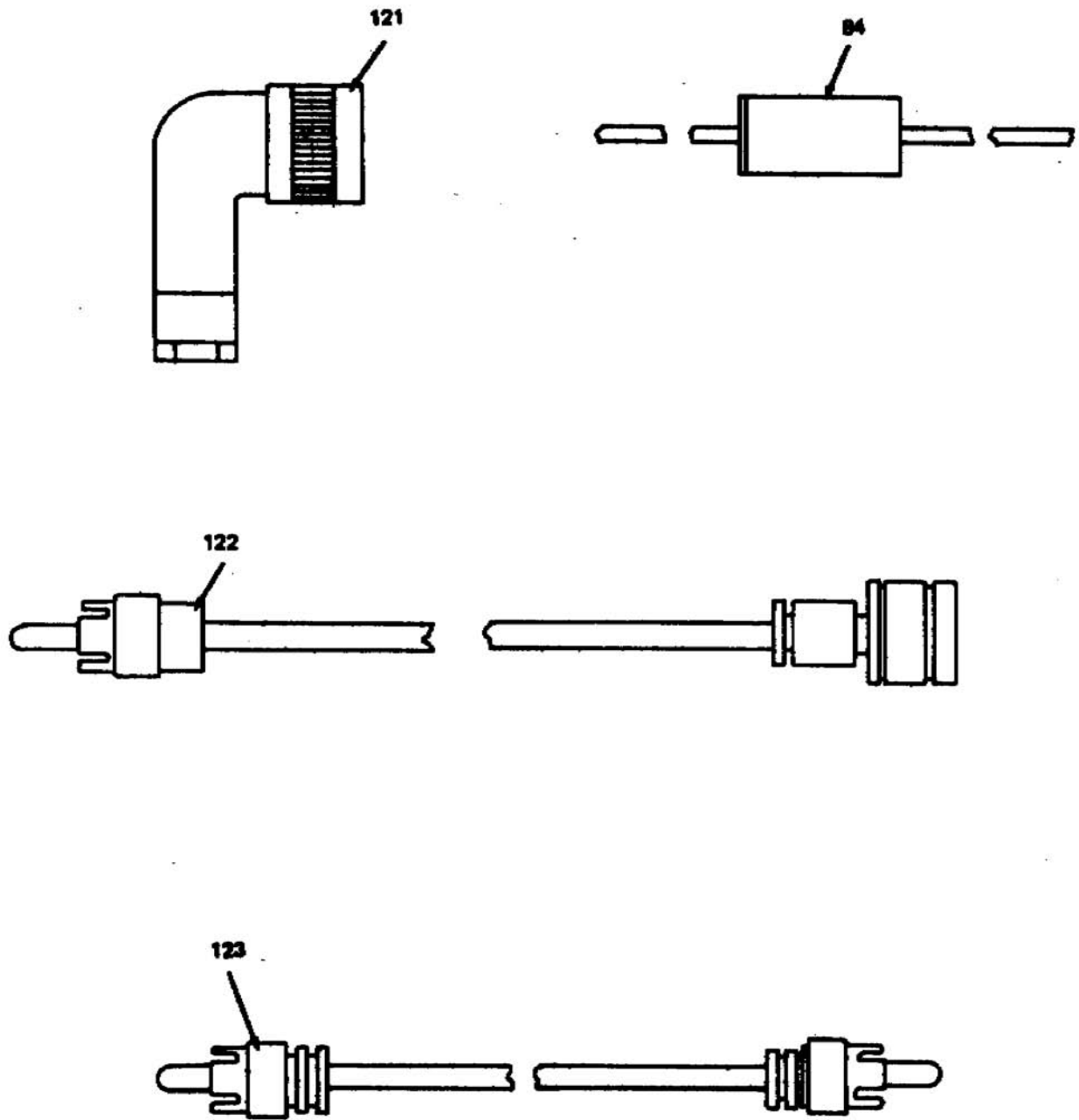


FIGURE 1 (SHEET 6 of 6)

EL6MP006

Figure 1. Control, Radio Set C-6118/FRC-93 (Sheet 6 of 6).

## SECTION II

TM 11-5820-5820-554-34P-2

(1) ILLUSTRATION		(2)	(3)	(4)	(5)	(6) DESCRIPTION	(7)	(8) QTY INC IN UNIT
(a) FIG NO.	(b) ITEM NO.	SMR CODE	NATIONAL STOCK NUMBER	PART NUMBER	FSCM	USABLE ON CODE	U/M	
						GROUP 00 CONTROL, RADIO SET C-6118/FRC-93		
1	1	XDFDD	5820-00-082-4082	C-6118/FRC-93	80058	ASSEMBLY,CONTROL RADIO SET C-6118/FRC—93 .....	EA	1
1	2	PAOZZ	5930-00-057-1844	544-2852-000	13499	HANDLE,SWITCH .....	EA	2
1	3	XDFZZ		548-1339—002	13499	PLATE, INSTRUCTION .....	EA	1
1	4	XDFZZ		757-4780-000	13499	PLAT .....	EA	1
1	5	XDFFF		543-8117-003	13499	PANEL .....	EA	1
1	6	XDFZZ		330-2420-000	90123	SCREW MACHINE .....	EA	4
1	7	XDFZZ		302-7000-000	74921	WASHER,NONMETALLIC .....	EA	4
1	8	XDFZZ		543-8114-003	13499	PANEL ,FRONT .....	EA	1
1	9	PAFZZ	5820-00-974-3142	543-8101-002	13499	FOOT,CABINET .....	EA	2
1	10	PAFZZ	5340-00-264-7182	747RBLACK	75543	BUMPER,RUBBER .....	EA	4
1	11	XDFZZ		P313-0053-000	77250	NUT, PLAIN, HEXAGON .....	EA	2
1	12	PAFZZ	5305-00-054-6660	MS51957-36	96906	SCREW, MACHINE .....	EA	2
1	13	XDFZZ		P343-0332-000	77250	SCREW MACHINE .....	EA	2
1	14	PAFZZ	5310-00-584-7139	310-0055-000	79807	WASHER,FLAT .....	EA	4
1	15	XDFZZ		310-0056-000	79807	WASHER,FLAT .....	EA	2
1	16	XOFZZ		5403233-002	13499	PLATE, MICROPHONE .....	EA	1
1	17	PAOZZ	5355-00-971-0588	543-8039-000	13499	KNOB .....	EA	1
1	18	XOFZZ		544-3234-002	13499	PLATE,WATTMETER .....	EA	1
1	19	XDFZZ		632-5234-001	13499	HOLDER .....	EA	1
1	20	PAFZZ	5310-00-208-7021	P313-0156-000	77250	NUT,PLAIN,HEXAGO .....	EA	2
1	21	PAFZZ	5305-00-770-2579	MS51959-15	96906	SCREW, MACHINE .....	EA	2
1	22	PAFZZ	5310-00-184-8996	MS35338-97	96906	WASHER, LOCK .....	EA	2
1	23	XDFZZ		623-9022-001	13499	INSERT,COLLINS .....	EA	1
1	24	XDFZZ		623-9008-001	13499	INSERT ,ROCKWELL .....	EA	1
1	25	XDFZZ		543-8112-001	13499	CABINET, STATION .....	EA	1
1	26	XDFZZ		543-8111-005	13499	CABINET, WELDED .....	EA	1
1	27	XDFZZ		609-1251-001	13499	FRAME .....	EA	1
1	28	PAFFO	6625-00-995-3884	458-0467-000	13499	METER,DC .....	EA	1
1	29	XDFZZ		2523-08-00HT	78189	TERMINAL,LUG .....	EA	2
1	30	PAFZZ	5310-00-209-0330	310-0054-000	79807	WASHER,FLAT .....	EA	2
1	31	PAFZZ	5930-00-996-4300	192971F1	768S4	SWITCH, ROTARY .....	EA	1
1	32	PAFZZ	5310-00-282-4653	334 4060-000	13499	NUT,PLAIN,HEXAGO .....	EA	1
1	33	PAFZZ	5310-00-261-7717	1720-02	78189	WASHER LOCK .....	EA	1
1	34	PAFZZ	5935-00-192-4729	M641-5-1	81349	JACK,TELEPHONE .....	EA	1
1	35	XDFZZ		N020BRASS	08591	NUT, PLAIN,HEXAGON .....	EA	1
1	36	XDFZZ		302-1600-000	74921	WASHER, NONMETALL .....	EA	2
1	37	PAFZZ	5305-00-459-4687	MS51957-14B	96906	SCREW MACHINE .....	EA	4
1	38	PAFZZ	5310-00-194-3647	MS15795-8038	96906	WASHER FLAT .....	EA	4
1	39	PAFZZ	5930-00-996-4302	103081-187J1	76854	SWITCH,LEVER .....	EA	1
1	40	XDFZZ		790-2075-001	13499	BACKING,PANEL .....	EA	1

SECTION II

TM 11-5820-554-34P-2

(1) ILLUSTRATION		(2)	(3)	(4)	(5)	(6)	(7)	(8)
(a) FIG NO.	(b) ITEM NO.	SMR CODE	NATIONAL STOCK NUMBER	PART NUMBER	FSCM	DESCRIPTION  USABLE ON CODE	U/M	QTY INC IN UNIT
1	41	PAFZZ	5930-00-996-4301	89077N1	76854	SWITCH, LEVER.....	EA	1
1	42	XDFZZ		544-3228-000	13499	CABLE, PHDNE PATCH .....	EA	1
1	43	PAFFD	5965-00-990-8669	SP57F	80331	LOUDSPEAKE .....	EA	1
1	44	AFFFD		544-3229-000	13499	CHASSIS ASSEMBL .....	EA	1
1	45	PAFZZ	5305-00-206-3716	P343-0330-000	77250	SCREW, MACHINE.....	EA	1
1	46	PAFZZ	5325-00-291-9366	MS35489-11	96906	GROMMET, RUBBER .....	EA	1
1	47	PAFZZ	5975-00-727-5153	MS3367-4-9	96906	STRAP, TIEDOWN .....	EA	12
1	48	XDFZZ		544-3227-000	13499	CABLE, COUPLER .....	EA	1
1	49	PAFZZ	5940-00-781- 2775	321035	00779	TERMINAL, LUG .....	EA	5
1	so	XDFZZ		1775	71785	TERMINAL BOARD .....	EA	1
1	51	XDFZZ		330-0731-000	45722	SCREW, TAPPIN .....	EA	2
1	52	PBFZZ	5940-00-202-0237	1781	71785	TERMINAL BOARD .....	EA	1
1	53	PAFZZ	5935-00-259-2034	201-11-01-018	71785	CONNECTOR, RECEPT .....	EA	1
1	54	XDFZZ		544-2422-002	13499	BOARD, INSULATIN.....	EA	1
1	55	XDFZZ		P313-0163-000	77250	NUT, PLAIN, HEXAGON .....	EA	2
1	56	XDFZZ		P343-0384-000	77250	SCREW, MACHINE.....	EA	2
1	57	XDFZZ		R3472X5-32CADPL	12014	RIVET, TUBULAR.....	EA	8
1	58	XDFZZ		P343-0311-000	77250	SCREW, MACHINE.....	EA	1
1	59	XDFZZ		310-0058-000	79807	WASHER, FLAT .....	EA	1
1	60	PAFZZ	5310-00-576-0546	MS35338-99	96906	WASHER, LOCK.....	EA	1
1	61	PAFZZ	5905-00-808-0546	376-4738-001	3499	RESISTOR, VARIABLE .....	EA	1
1	62	PAFZZ	5310-00-275-5147	P334-4120-000	77250	NUT, PLAIN, HEXAGO .....	EA	1
1	63	XDFZZ		280-2946-000	85480	MARKER, LABEL .....	EA	1
1	64	XDFZZ		544-2405-002	13499	BOARD, INSULATING.....	EA	1
1	65	XDFZZ		543-8116-002	13499	SCREW, MACHIN .....	EA	2
1	66	XDFZZ		P330-0279-000	77250	SCREW, MACHINE.....	EA	2
1	67	PAFFD	5985-00-809-5851	543- 8118-004	13499	COUPLER, DIRECTIO .....	EA	1
1	68	PAFZZ	5940-00-913-3000	9348	24226	SHIELD, BINDING POST.....	EA	2
1	69	PBFZZ	5940-00-842-2917	332-14-05-034	71785	TERMINAL BOARD .....	EA	5
1	70	PAFZZ	5910-00-064-2244	19C372	56389	CAPACITOR, FIXED.....	EA	4
1	71	PAFZZ	5305-00-054-6654	MS51957-30	96906	SCREW, MACHINE.....	EA	1
1	72	PAFZZ	5310-00-929-6395	MS35338-136	96906	WASHER, LOCK.....	EA	2
1	73	PAFZZ	5310-00-616-8660	P313-0045-000	77250	NUT, PLAIN, HEXAGO .....	EA	3
1	74	PAFZZ	5310-00-275-1347	310-0046-000	79807	WASHER, FLAT .....	EA	2
1	75	XDFZZ	5340-00-975-1440	HP6N	09922	CLAMP, LOOP .....	EA	1
1	76	PAFZZ	5910-00-912-6456	931-0170-000	13499	CAPACITOR, FIXE .....	EA	1
1	77	PAFZZ	5950-00-959-4382	28849	80089	TRANSFORMER, AUDI .....	EA	2
1	78	PAFZZ	5905-01-060-2641	RCR20G101KS	81349	RESISTOR, FIXED, COMP .....	EA	6
1	79	PAFZZ	5905-00-215-5910	RCR20G821KS	81349	RESISTOR, FIXED, COMP .....	EA	2
1	80	PAFZZ	5905-00-088-0985	RN70D6190F	81349	RESISTOR, FIXED, F .....	EA	2

SECTION II

TM 11-5820-554-34P-2

(1) ILLUSTRATION		(2)	(3)	(4)	(5)	(6)	(7)	(8)
(a) FIG NO.	(b) ITEM NO.	SMR CODE	NATIONAL STOCK NUMBER	PART NUMBER	FSCM	DESCRIPTION  USABLE ON CODE	U/M	QTY INC IN UNIT
1	81	PAFZZ	5910-00-476-5120	LP9AIE224K	01884	CAPACITOR, FIXED, MET	EA	1
1	82	PAFZZ	5305-00-054-6651	MS51957-27	96906	SCREW, MACHINE	EA	1
1	83	PAFZZ	5905-00-114-5407	RCR20G271KS	81349	RESISTOR, FIXE	EA	2
1	84	PAFZZ	5910-00-834-6449	CC30LH430F	81349	CAPACIOR, FIXE	EA	1
1	85	PAFZZ	5905-00-558-9410	RCR20G391KS	81349	RESISTOR, FIXED, C	EA	2
1	86	XDFZZ		544-3230-000	13499	CHASSIS, PHONE PAICH	EA	1
1	87	XDFZZ		544-2851-003	13499	CHASSIS, PHONE PATCH	EA	1
1	88	XDFZZ		CL632-1C	46384	NUT, PLAIN, CLINCH	EA	4
1	89	XDFZZ		CL832-1C	46384	NUT, PLAIN, CLINCH	EA	1
1	90	XDFZZ		280-3013-000	00000	LABEL	EA	1
1	91	PAFZZ	5310-00-184-8977	MS35338-98	96906	WASHER, LOCK	EA	2
1	92	XDFZZ		790-0645-001	13499	COVER, DIRECTIONAL	EA	2
1	93	XDFZZ		P343-0328-000	77250	SCREW, MACHINE	EA	4
1	94	PAFZZ	5310-00-184-0977	310-0078-000	79807	WASHER, LOCK	EA	4
1	95	PAHZZ	5910-00-811-4384	327-029X5T0102Z	72982	CAPACITOR, FIXED, CER	EA	4
1	96	XDFZZ		542--117-002	13499	COVER, CHASSIS	EA	1
1	97	XDFZZ		P343-0286-000	77250	SCREW, MACHINE	EA	4
1	98	PAFZZ	5310-00-939-10b3	MS35335-85	96906	WASHER, LOCK	EA	2
1	99	PAFZZ	5935-00-97--5418	M39012-04-0002	13499	CONNECTOR, RECEPT	EA	2
1	100	XDFZZ		P343-0290-000	77250	SCREW, MACHINE	EA	4
1	101	PAFZZ	5910-00-821-5215	416709	96214	CAPACITOR, FIXE	EA	2
						SELECT AND TEST		
1	102	PAFZZ	5905-00-8d3-9198	RN65D1001F	81349	RESISTOR, FIXED, F	EA	2
1	102	PAFZZ	5905-00-988-0160	RN65D1051F	81349	RESISTOR, FIXED, F	EA	2
1	102	PAFZZ	5905-00-964-2376	RN65D1101F	81349	RESISTOR, FIXED, F	EA	2
1	102	PAFZZ	5905-00-702-5826	RN65D1151F	81349	RESISTOR, FIXED, F	EA	2
1	102	PAFZZ	5905-00-062-5039	RN65D1211F	81349	RESISTOR, FIXED, F	EA	2
1	102	PAFZZ	5905-00-990-5153	RN65D1271F	81349	RESISTOR, FIXED, F	EA	2
1	102	PAFZZ	5905-00-950-6790	RN65D1331F	81349	RESISTOR, FIXED, F	EA	2
1	102	PAFZZ	5905-00-993-6011	RN65D1401F	81349	RESISTOR, FIXED, F	EA	2
1	102	PAFZZ	5905-00-993-6012	RN65D1471F	81349	RESISTOR, FIXED, F	EA	2
1	102	PAFZZ	5905-00-952-4716	RN65D1541F	81349	RESISTOR, FIXED, F	EA	2
1	102	PAFZZ	5905-00-990-5147	RN65D1621F	81349	RESISTOR, FIXED, F	EA	2
1	102	PAFZZ	5905-00-990-7986	RN65D1691F	81349	RESISTOR, FIXED, F	EA	2
1	102	PAFZZ	5905-00-993-6975	RN65D1781F	81349	RESISTOR, FIXED, F	EA	2
1	102	PAFZZ	5905-00-993-2274	RN65D1871F	81349	RESISTOR, FIXED, F	EA	2
1	102	PAFZZ	5905-00-225-8175	RN65D1961F	81349	RESISTOR, FIXED, F	EA	2
1	102	PAFZZ	5905-00-990-4915	RN65D2051F	81349	RESISTOR, FIXED, F	EA	2
1	102	PAFZZ	5905-00-063-8405	RN6502151F	81349	RESISTOR, FIXED, F	EA	2
1	102	PAFZZ	5905-00-990-4917	RN65D2261F	81349	RESISTOR, FIXED, F	EA	2

(1) ILLUSTRATION		(2)	(3)	(4)	(5)	(6)	(7)	(8)
(a) FIG NO.	(b) ITEM NO.	SMR CODE	NATIONAL STOCK NUMBER	PART NUMBER	FSCM	DESCRIPTION  USABLE ON CODE	U/M	QTY INC IN UNIT
1	102	PAFZZ	5905-00-993-1358	RN65D2371F	81349	RESISTOR, FIXED,F .....	EA	2
1	102	PAFZZ	5905-00-814-0737	RN65D2491F	81349	RESISTOR, FIXED,F .....	EA	2
1	103	PAFZZ	5950-00-237-1531	10205-3	06560	COIL, RADIO FREQ.....	EA	2
1	104	PAFZZ	5910-00-912-4907	IN82AG	81349	SEMICONDUCTOR DE.....	EA	3
1	105	PAFZZ	5910-00-814-6449	CC30LH430F	81349	CAPACITOR, FIXED.....	EA	2
1	105	PAFZZ	5905-00-713-2013	RN65D12R1F	81349	RESISTOR, FIXED.F .....	EA	2
1	107	XDFZZ		6-32X1-4, 4SPLINE OVPT416SST	08664	SETSCREEN.....	EA	1
1	108	XDFZZ		ST1050-34	95238	TERMINAL,STUD.....	EA	4
1	109	XOFZZ		P343-0284-000	77250	SCREW, MACHINE..... SELECT AND TEST .....	EA	4
1	110	PAFZZ	5905-00-989-6488	RN65D5361F	81349	RESISTOR, FIXED,F .....	EA	2
1	110	PAFZZ	5905-00-960-2219	RN65D5621F	81349	RESISTOR, FIXED,F .....	EA	2
1	110	PAFZZ	5905-00-225-4027	RN65D5901F	81349	RESISTOR, FIXED,F .....	EA	2
1	110	PAFZZ	5905-00-081-6381	RN65D6191F	81349	RESISTOR, F IXED,F .....	EA	2
1	110	PAFZZ	5905-00-068-0066	RN65D6491F	81349	RESISTOR, FIXED,F .....	EA	2
1	110	PAFZZ	5905-00-060-2481	RN65D6811F	81349	RESISTOR, FIXED,F .....	EA	2
1	110	PAFZZ	5905-00-989-5579	RN65D7151F	81349	RESISTOR, FIXED,F .....	EA	2
1	110	PAFZZ	5905-00-892-7283	RN65D7501F	81349	RESISTOR, FIXED,F .....	EA	2
1	110	PAFZZ	5905-00-763-3600	RN65D7d71F	81349	RESISTOR, FIXED,F .....	EA	2
1	110	PAFZZ	5905-00-857-2445	RN65D8251F	81349	RESISTOR, FIXED,F .....	EA	2
1	110	PAFZZ	5905-00-763-3601	RN65D8661F	81349	RESISTOR, FIXED,F .....	EA	2
1	110	PAFZZ	5905-00-959-6008	RN65D9D91F	81349	RESISTOR, FIXED,F .....	EA	2
1	110	PAFZZ	5905-00-088-3100	RN6SD9531F	81349	RESISTOR, FIXED,FILM.....	EA	2
1	110	PAFZZ	5905-00-064-0555	RN6SD1002F	81349	RESISTOR, FIXED,F .....	EA	2
1	110	PAFZZ	5905-00-951-5754	RN65D1052F	81349	RESISTOR, FIXED,F .....	EA	2
1	110	PAFZZ	5905-00-062-0537	RN65D1102F	81349	RESISTOR, FIXED,F .....	EA	2
1	110	PAFZZ	5905-00-951-4925	RN65D1152F	81349	RESISTOR, FIXED,F .....	EA	2
1	110	PAFZZ	5905-00-812-1558	RN65D1212F	81349	RESISTOR, FIXED,F .....	EA	2
1	111	XDFZZ		542-4114-002	13499	BRACKET,CAPACITOR.....	EA	2
1	112	PAFZZ	5305-00-059-8228	P343 0299-000	77250	SCREW MACHINE.....	EA	4
1	113	PAFZZ	5310-00-261-7160	1214-05	78189	WASHER, LOCK.....	EA	4
1	114	PAFZZ	5940-00-763-1288	403	79963	TERMINAL,LUG .....	EA	1
1	115	XDFZZ		542-4115-002	13499	PLATE. CAPACITOR .....	EA	1
1	116	PAFZZ	5305-00-616-2568	P343-0285-000	77250	SCREW MACHINE.....	EA	2
1	117	PAFZZ	5310-00-782-1349	310-0045-000	79807	WASHER, FLAT .....	EA	2
1	118	XDFZZ		790-0647-001	13499	CHASIS, COUPLER.....	EA	1
1	119	PAFZZ	5950-00-679-9539	542-0916-002	13499	COIL RADIO FREQU.....	EA	1
1	120	PAFZZ	5910-00-998-1606	VCJ1065D	73899	CAPACITOR,VARIAB.....	EA	2
1	121	PAFZZ	5935-00-945-5435	M39012-05-0001	81349	CONNECTOR, PLUG, E .....	EA	1
1	122	XDFZZ	4C1335	82389	CABLE	ASSEMBLY .....	EA	1

SECTION II

TM 11-5820-554-34P-2

(1)		(2)	(3)	(4)	(5)	(6)	(7)	(8)
ILLUSTRATION		SMR CODE	NATIONAL STOCK NUMBER	PART NUMBER	FSCM	DESCRIPTION  <i>USABLE ON CODE</i>	U/M	QTY INC IN UNIT
(a) FIG NO.	(b) ITEM NO.							
1	123	XDFZZ		426-2027-000	12127	CABLE ASSEMBLY .....	EA	5



SECTION IV

NATIONAL STOCK NUMBER AND PART NUMBER INDEX

TM 11-5820 - 554-34P-2

NOTE: LATEST NATIONAL STOCK NUMBER AND PART NUMBER ASSIGNMENTS ARE INCLUDED AT END OF INDEX.

STOCK NUMBER	FIGURE NO.	ITEM NO.	STOCK NUMBER	FIGURE NO.	ITEM NO.
5305-00-054-6651	1	82	5905-00-763-3600	1	110
5305-00-054-6654	1	71	5905-00-763-3601	1	110
5305-00-054-6660	1	12	5305-00-770-2579	1	21
5930-00-057-1844	1	2	5940-00-781-Z775	1	49
5305-00-059-8228	1	112	5310-00-782-1349	1	117
5905-00-060-2481	1	110	5985-00-809-5851	1	67
5905-00-062-0537	1	110	5910-00-811-4384	1	95
5905-00-062-5039	1	102	5905-00-770-2579	1	110
5905-00-063-8405	1	102	5905-00-814-0737	1	102
5905-00-064-0555	1	110	5910-00-814-6449	1	105
5910-00-064-2244	1	70	5940-00-842-2917	1	64
5905-00-068-0066	1	110	5905-00-857-Z445	1	110
5905-00-081-6381	1	110	5905-00-883-9198	1	102
5905-00-088-0985	1	80	5905-00-892-7283	1	110
5905-00-088-3100	1	110	5961-00-912-4907	1	104
5310-00-184-8977	1	91	5440-00-913-3000	1	68
5310-00-184-8977	1	94	5310-00-929-6395	1	72
5310-00-184-8996	1	22	5310-00-939-1063	1	98
5935-00-192-4729	1	34	5935-00-945-5435	1	121
5310-00-194-3647	1	38	5905-00-960-6790	1	102
5940-00-202-0237	1	52	5905-00-951-4925	1	110
5305-00-206-3716	1	45	5905-00-951-5754	1	110
5310-00-208-7021	1	20	5905-00-952-4716	1	102
5310-00-209-0330	1	30	5905-00-959-6008	1	110
5905-00-215-5910	1	79	5905-00-964-2219	1	110
5905-00-225-4027	1	110	5905-00-964-2376	1	102
5905-00-225-8175	1	102	5355-00-971-0588	1	17
5950-00-237-1531	1	103	5820-00-974-3142	1	9
5935-00-259-2034	1	53	5953-00-974-5418	1	99
5310-00-261-7160	1	113	5340-00-975-1440	1	75
5310-00-261-7717	1	33	5905-00-988-0160	1	102
5340-00-264-7182	1	10	5905-00-989-5579	1	110
5310-00-275-1347	1	74	5905-00-989-6488	1	110
5310-00-275-5147	1	62	5905-00-990-4915	1	102
5310-00-282-4653	1	32	5905-00-990-4917	1	102
5325-00-291-9366	1	46	5905-00-990-5147	1	102
5304-00-459-4687	1	37	5905-00-990-5153	1	102
5905-00-558-9410	1	85	5905-00-990-7986	1	102
5310-00-576-0546	1	60	5905-00-993-1358	1	102
5310-00-584-7139	1	14	5905-00-993-2274	1	102
5305-00-616-2468	1	116	5905-00-993-6011	1	102
5310-00-616-8660	1	73	5905-00-993-6012	1	102
5950-00-679-9539	1	119	5905-00-993-6975	1	102
5905-00-702-5826	1	102	5930-00-996-4300	1	31
5905-00-713-2013	1	106	5910-00-998-1606	1	120
5975-00-727-5153	1	47	5905-01-060-2641	1	78
5940-00-763-1288	1	114			

PART NUMBER	FSCM	FIG NO.	ITEM NO.	PART NUMBER	FSCM	FIG. NO.	ITEM NO.
				P330-0279-000	77250	1	66
				P334-4120-000	77250	1	62
				P343-0284-000	77250	1	109
				P343-0285-000	77250	1	116
				P343-0286-000	77250	1	97
				P343-0290-000	77250	1	100
				P343-0299-000	77250	1	112
				P343-0311-000	77250	1	58
				P343-0328-000	77250	1	93
				P343-0330-000	77250	1	45
				P343-0332-000	77250	1	13
				P343-0384-000	77250	1	56
				RCR20G101KS	81349	1	78
				RCR20G271KS	81349	1	83
				RCR20G391KS	81349	1	85
				RCR20G821KS	81349	1	79
				RN65D1001F	81349	1	102
				RN65D1002F	81349	1	110
				RN65D1051F	81349	1	102
				RN65D1052F	81349	1	110
				RN65D1101F	81349	1	102
				RN65D1102F	81349	1	110
				RN65D1151F	81349	1	102
				RN65D1152F	81349	1	110
				RN65D12R1F	81349	1	106
				RN65D1211F	81349	1	102
				RN65D1212F	81349	1	110
				RN65D1271F	81349	1	102
CC30LH430F	81349	1	105				
CL632-1C	46384	1	88				
CL832-1C	46384	1	89				
HP6N	09922	1	75				
LP9A1E224K	01884	1	81				
MS15795-803B	96906	1	38				
MS3307-4-9	96906	1	47				
MS35335-85	96906	1	98				
MS35338-136	96906	1	72				
MS35338-97	96906	1	22				
MS35338-98	96906	1	91				
MS35338-99	96906	1	60				
MS35489-11	96906	1	46				
MS51957-14B	96906	1	37				
MS51957-27	96906	1	82				
MS51957-30	96906	1	71				
MS51957-36	96906	1	12				
MS51959-15	96906	1	21				
M39012-04-0002	81349	1	99				
M39012-05-0001	81349	1	121				
M641-5-1	81349	1	34				
N020BRASS	08591	1	35				
P313-0045-000-000	77250	1	73				
P313-0053-000	77250	1	11				
P313-0156-000	77250	1	20				
P313-0163-000	77250	1	55				

## SECTION IV

## NATIONAL STOCK NUMBER AND PART NUMBER INDEX TM 11-5820-554-34P-2

PART NUMBER	FSCM	FIG. NO.	ITEM NO.	PART NUMBER	FSCM	FIG. NO.	ITEM NO.
RN65D1331F	81349	1	102	310-0056-000	79807	1	15
RN65D1401F	81349	1	102	310-0058-000	79807	1	59
RN65D1471F	81349	1	102	310-0078-000	79807	1	94
RN65D1541F	81349	1	102	321035	00779	1	49
RN65D1621F	81349	1	102	327-029X5T01022	72982	1	95
RN65D1691F	81349	1	102	330-0731-000	45722	1	51
RN65D1781F	81349	1	102	330-2420-000	90123	1	6
RN65D1871F	81349	1	102	332-14-05-034	71785	1	69
RN65D1961F	81349	1	102	334-4060-000	13499	1	32
RN65D2051F	81349	1	102				
RN65D2151F	81349	1	102	4C1335	82389	1	122
RN65D2261F	81349	1	102	403	79963	1	114
RN65D2371F	81349	1	102	426-2027-000	2127	1	123
RN65D2491F	B1349	1	102	458-0467—000	13499	1	28
RN65D5361F	81349	1	110				
RN65D5621F	81349	1	110	542-0916-002	13499	1	119
RN65D5901F	81349	1	110	542-4114-002	13499	1	111
RN65D6191F	81349	1	110	542-4115-002	13499	1	115
RN65D6492F	81349	1	110	542-4117-002	13499	1	96
RN65D6811F	81349	1	110	543-8039-000	13499	1	17
RN65D7151F	81349	1	110	543-101-002	13499	1	9
RN65D7501F	81349	1	110	543-8111-005	13499	1	26
RN65D7871F	B1349	1	110	543-8112-005	13499	1	25
RN65D8251F	81349	1	110	543-8114-U03	13499	1	8
RN65D8661F	81349	1	110	543-8116-002	13499	1	65
RN65D9091F	81349	1	110	543-8117-003	13499	1	5
RN65D9531F	81349	1	110	543-8118-004	13499	1	67
RN70D6190F	81349	1	80	544-2405-002	13499	1	64
R3472X5-32CAPL	12014	1	57	544-2422-002	13499	1	4
ST1050-34	95238	1	108	544-2851-003	13499	1	87
VCJ1065D	73899	1	120	544-2852-000	13499	1	2
				544-3227-000	13499	1	48
IN82AG	81349	1	104	544-3228-000	13499	1	42
10205-3	06560	1	103	544-3229-000	13499	1	44
103081-187J1	76854	1	39	544-3230-000	13499	1	86
1214-05	8189	1	113	544-3233-002	13499	1	16
1720-02	78189	1	33	544-3234-002	13499	1	18
1775	71785	1	50	548-1339-002	13499	1	3
1781	71785	1	52	6-32X1-4SPLINEOVPT416SST	08664	1	107
19C372	56289	1	70	609-1251-001	13499	1	27
192971F1	76854	1	31	623-9008-001	1349	1	24
201-11-01-018	71785	1	53	623-9022-001	13499	1	23
2523-08-00HT	78189	1	29	632-5234-001	13499	1	19
280-2946-000	85480	1	63	747RBLACK	75543	1	10
280-3013-000	00000	1	90	757-4780-000	13499	1	S
302-1600-000	74921	1	36	790--645-001	13499	1	92
302-7000-000	74921	1	7	790-0647-001	13499	1	118
310-0045-000	79807	1	117	790-2075-001	13499	1	40
310-0046-000	79807	1	74				
310-0054-000	79807	1	30	931-0170-000	13499	1	76
310-0055-000	79807	1	14	9348	24226	1	68

LATEST NATIONAL STOCK NUMBER ASSIGNMENT

STOCK NUMBER	FIG. NO.	ITEM NO.
5820-00-082-4082	1	1

LATEST PART NUMBER ASSIGNMENT

PART NUMBER	FSCM	FIG. NO.	ITEM NO.
C-6118/FRC—93	80058	1	1

## SECTION IV

## NATIONAL STOCK NUMBER AND PART NUMBER INDEX

TM 11-5820-554-34P-2

## ADDITIONAL LATEST NATIONAL STOCK NUMBER ASSIGNMENTS

STOCK NUMBER	FIG. NO.	ITEM NO.	STOCK NUMBER	FIG. NO.	ITEM NO.
5905-00-114-5407	1	83	5910-00-912-6456	1	76
5910-00-476-5120	1	81	5950-00-959-4382	1	77
5905-00-808-0546	1	61	5965-00-990-8669	1	43
5910-00-814-6449	1	84	6625-00-995-3884	1	28
5910-00-821-5215	1	101	5930-00-996-4301	1	41
			5930-00-996-4302	1	39

## ADDITIONAL LATEST PART NUMBER ASSIGNMENTS

PART NUMBER	FSCM	FIG. NO.	ITEM NO.	PART NUMBER	FSCM	FIG. NO.	ITEM NO.
CC30LH430F	81349	1	84	376-4738-00	13499	1	161
SP57F	80331	1	43	416709	96214	1	101
28849	80089	1	77	89077N1	76854	1	41

☆U.S. GOVERNMENT PRINTING OFFICE : 19910-281-486(42264).

RECOMMENDED CHANGES TO EQUIPMENT TECHNICAL PUBLICATIONS



*THEN...JOT DOWN THE  
DOPE ABOUT IT ON THIS FORM.  
CAREFULLY TEAR IT OUT, FOLD IT  
AND DROP IT IN THE MAIL.*

**SOMETHING WRONG WITH PUBLICATION**

FROM: (PRINT YOUR UNIT'S COMPLETE ADDRESS)

DATE SENT

PUBLICATION NUMBER

PUBLICATION DATE

PUBLICATION TITLE

BE EXACT PIN-POINT WHERE IT IS

PAGE  
NO.

PARA-  
GRAPH

FIGURE  
NO.

TABLE  
NO.

**IN THIS SPACE, TELL WHAT IS WRONG  
AND WHAT SHOULD BE DONE ABOUT IT.**

TEAR ALONG PERFORATED LINE

PRINTED NAME, GRADE OR TITLE AND TELEPHONE NUMBER

SIGN HERE

By Order of the Secretary of the Army:

Official:

J. C. PENNINGTON  
*Major General, United States Army*  
*The Adjutant General*

E. C. MEYER  
*General, United States Army*  
*Chief of Staff*

**DISTRIBUTION:**

To be distributed in accordance with DA Form 12-50, Direct and General Support maintenance requirements for AN/FRC-93.

